

STAPLETON LONG

Estate Agents & Chartered Surveyors

EST 1907



High Street, Thornton Heath, CR7 8RW

One Bedroom Flat

Popular And Sought After Location

Available Now

£1,200 PCM

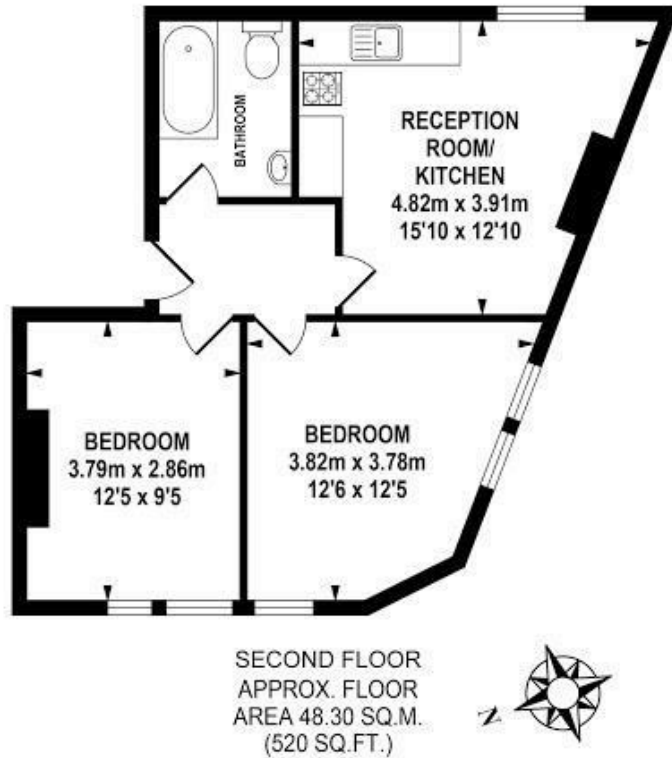
TO VIEW THIS PROPERTY CALL: 020 8670 9111

Email: norwood.sales@stapletonlong.co.uk

www.stapletonlong.co.uk

We are pleased to offer for rent this newly decorated spacious top floor one bedroom flat. The property is conveniently situated with immediate access to the various shops and eateries on the High Street. The property is also within close proximity to Thornton Heath train station.

Available now and offered unfurnished

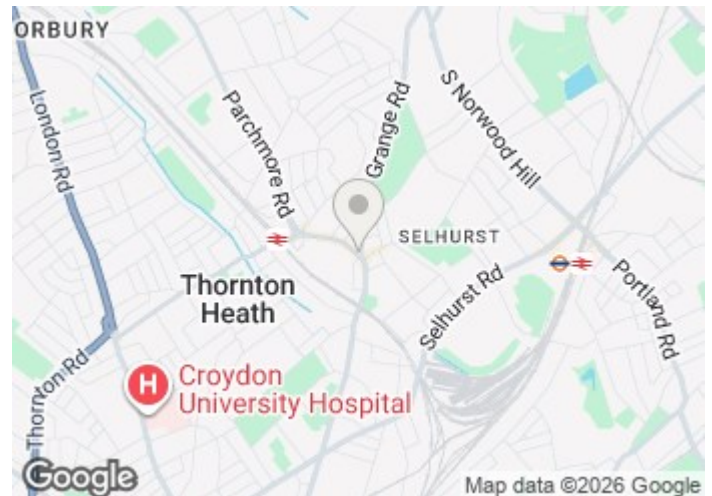


TOTAL APPROX.FLOOR AREA 48.30 SQ.M. (520 SQ.FT.)

Whilst every effort is made to accurately reproduce these floor plans, measurements are approximate, not to scale and for illustrative purposes only.
© Dulwich Energy Assessors Ltd. www.dea-ltd.co.uk

Energy Efficiency Rating		Current	Potential
Very energy efficient - lower running costs			
(92 plus) A			
(81-91) B			
(69-80) C			
(55-68) D			
(39-54) E			
(21-38) F			
(1-20) G			
Not energy efficient - higher running costs			
England & Wales	EU Directive 2002/91/EC	70	77

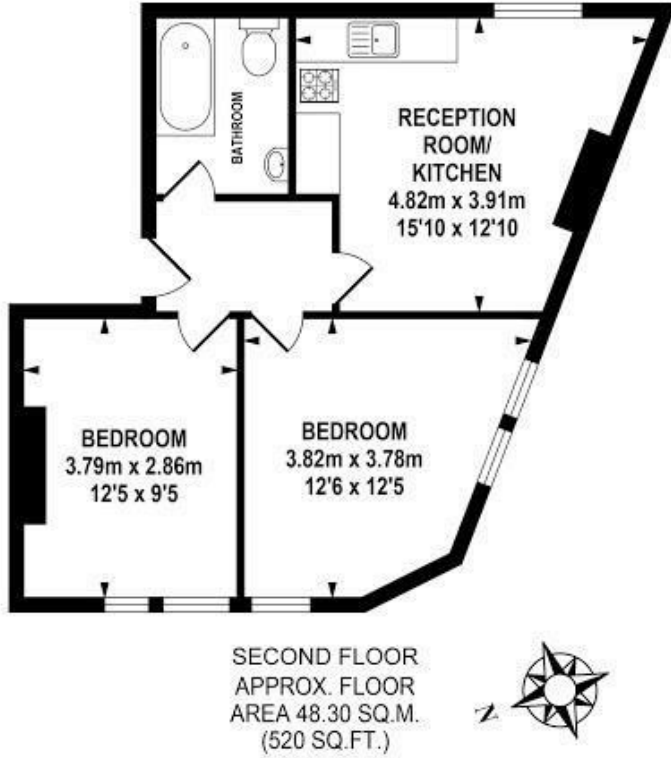
Environmental Impact (CO ₂) Rating		Current	Potential
Very environmentally friendly - lower CO ₂ emissions			
(92 plus) A			
(81-91) B			
(69-80) C			
(55-68) D			
(39-54) E			
(21-38) F			
(1-20) G			
Not environmentally friendly - higher CO ₂ emissions			
England & Wales	EU Directive 2002/91/EC	71	79



Please Note: All dimensions are approximate and are quoted for guidance only. Reference to appliances and/or services does not imply that they are necessarily in working order or fit for the purpose. We have been advised by the vendor of the freehold/leasehold status of the property and you should have this, together with any other information provided concerning the tenure of the property, checked by your solicitor. The position regarding fixtures and fittings and, where the property has been extended/converted, the position regarding planning approval and building regulation compliance, should also be checked by your solicitor. These particulars do not constitute or form part of an offer or contract nor may they be regarded as representations. All interest parties must themselves verify their accuracy.

Council Tax Band: B

EPC RATING: C

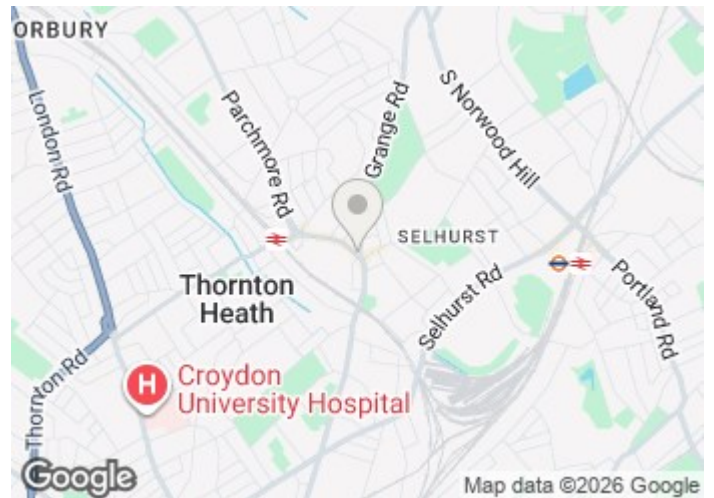


TOTAL APPROX. FLOOR AREA 48.30 SQ.M. (520 SQ.FT.)

Whilst every effort is made to accurately reproduce these floor plans, measurements are approximate, not to scale and for illustrative purposes only.
© Dulwich Energy Assessors Ltd. www.dea-ltd.co.uk

Energy Efficiency Rating		Current	Potential
Very energy efficient - lower running costs			
(92 plus) A			
(81-91) B			
(69-80) C			
(55-68) D			
(39-54) E			
(21-38) F			
(1-20) G			
Not energy efficient - higher running costs			
England & Wales	EU Directive 2002/91/EC	70	77

Environmental Impact (CO ₂) Rating		Current	Potential
Very environmentally friendly - lower CO ₂ emissions			
(92 plus) A			
(81-91) B			
(69-80) C			
(55-68) D			
(39-54) E			
(21-38) F			
(1-20) G			
Not environmentally friendly - higher CO ₂ emissions			
England & Wales	EU Directive 2002/91/EC	71	79



Please Note: All dimensions are approximate and are quoted for guidance only. Reference to appliances and/or services does not imply that they are necessarily in working order or fit for the purpose. We have been advised by the vendor of the freehold/leasehold status of the property and you should have this, together with any other information provided concerning the tenure of the property, checked by your solicitor. The position regarding fixtures and fittings and, where the property has been extended/converted, the position regarding planning approval and building regulation compliance, should also be checked by your solicitor. These particulars do not constitute or form part of an offer or contract nor may they be regarded as representations. All interest parties must themselves verify their accuracy.